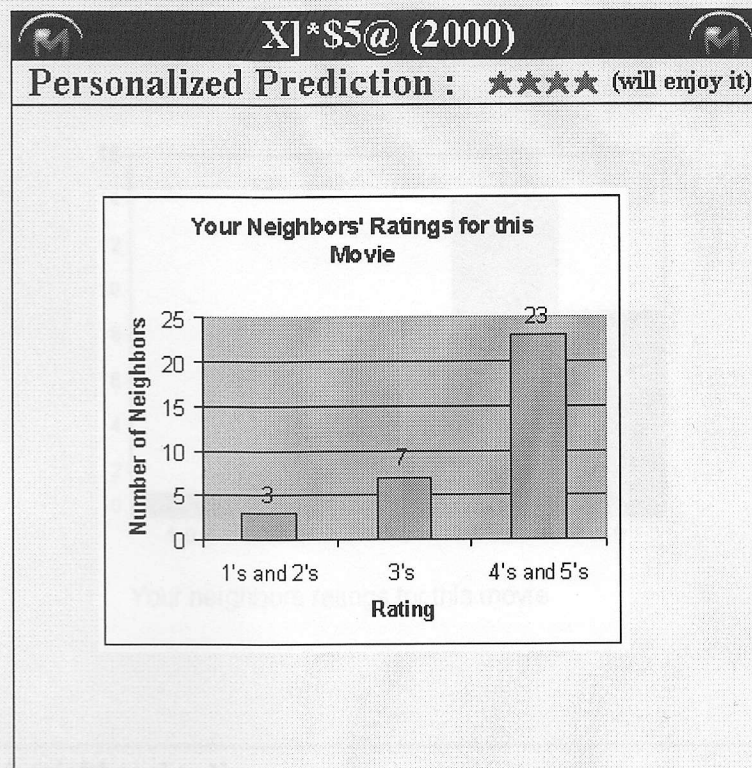
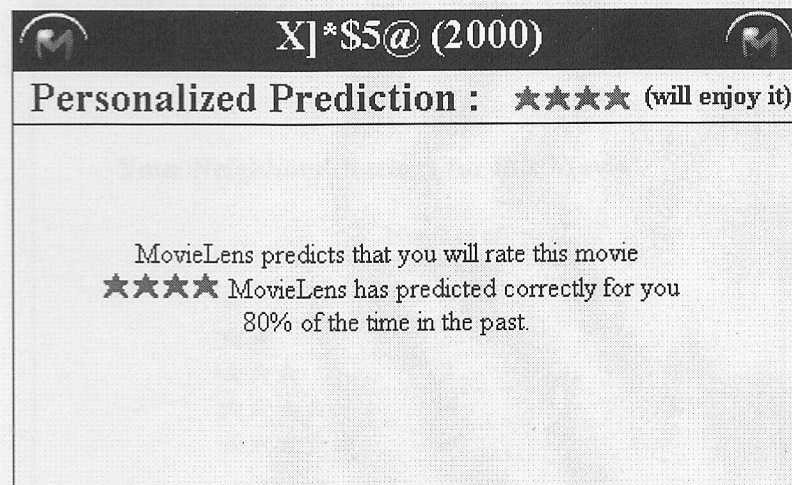


## Appendix I: Depictions of all Explanation Interfaces Used in Chapter 5.

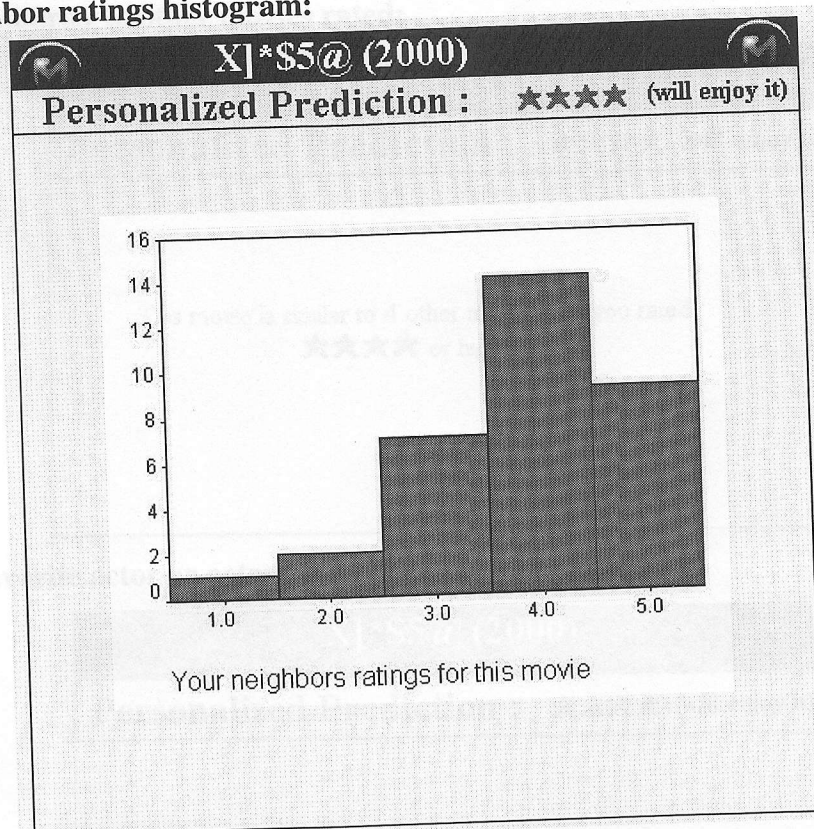
### 1. Histogram with grouping



### 2. Past Performance:



## 3. Neighbor ratings histogram:



## 4. Table of neighbors' ratings

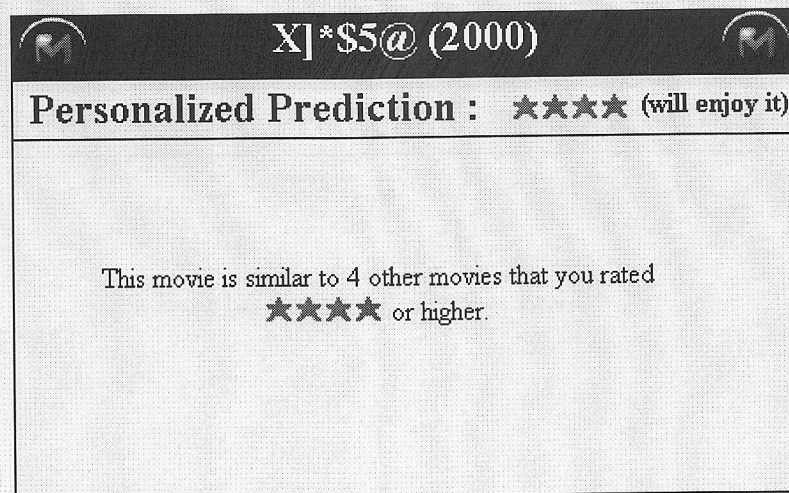
**XJ\*\$5@ (2000)**

**Personalized Prediction : ★★★★★ (will enjoy it)**

**Your Neighbors' Ratings for this Movie**

Rating	Number of Neighbors
★	1
★★	2
★★★	7
★★★★	14
★★★★★	9

## 5. Similarity to other movies rated:



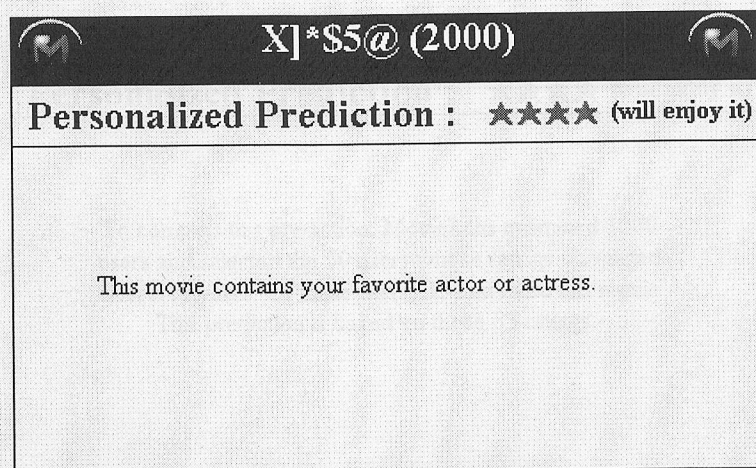
**XJ\*\$5@ (2000)**

**Personalized Prediction : ★★★★★ (will enjoy it)**

This movie is similar to 4 other movies that you rated  
★★★★★ or higher.

The image shows a screenshot of a movie recommendation interface. At the top, there is a dark header with a circular 'M' icon on the left and right, and the text 'XJ\*\$5@ (2000)' in the center. Below the header is a white bar with the text 'Personalized Prediction : ★★★★★ (will enjoy it)'. The main content area is a light gray box with the text 'This movie is similar to 4 other movies that you rated ★★★★★ or higher.'

## 6. Favorite actor or actress



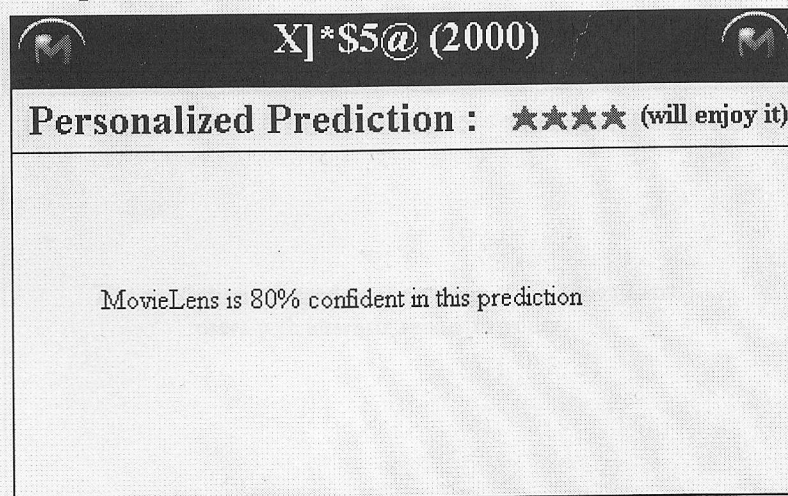
**XJ\*\$5@ (2000)**

**Personalized Prediction : ★★★★★ (will enjoy it)**

This movie contains your favorite actor or actress.

The image shows a screenshot of a movie recommendation interface. At the top, there is a dark header with a circular 'M' icon on the left and right, and the text 'XJ\*\$5@ (2000)' in the center. Below the header is a white bar with the text 'Personalized Prediction : ★★★★★ (will enjoy it)'. The main content area is a light gray box with the text 'This movie contains your favorite actor or actress.'

## 7. MovieLens percent confidence in prediction



**XJ\*\$5@ (2000)**

**Personalized Prediction : ★★★★★ (will enjoy it)**

MovieLens is 80% confident in this prediction

The image shows a screenshot of a movie recommendation interface. At the top, there is a dark header with a circular 'M' icon on the left and right, and the text 'XJ\*\$5@ (2000)' in the center. Below the header is a white bar with the text 'Personalized Prediction : ★★★★★ (will enjoy it)'. The main content area is a light gray box with the text 'MovieLens is 80% confident in this prediction'



## 8. Won awards:

X]\*\$5@ (2000)

**Personalized Prediction :** ★★★★★ (will enjoy it)

This movie has won several prestigious awards.

## 9. Detailed process description:

X]\*\$5@ (2000)

**Personalized Prediction :** ★★★★★ (will enjoy it)

To compute this prediction, MovieLens examined 1000 users and selected the 50 users whose ratings correlated closest to yours. Of these users, 33 had rated this movie. This prediction is based on those 33 ratings.

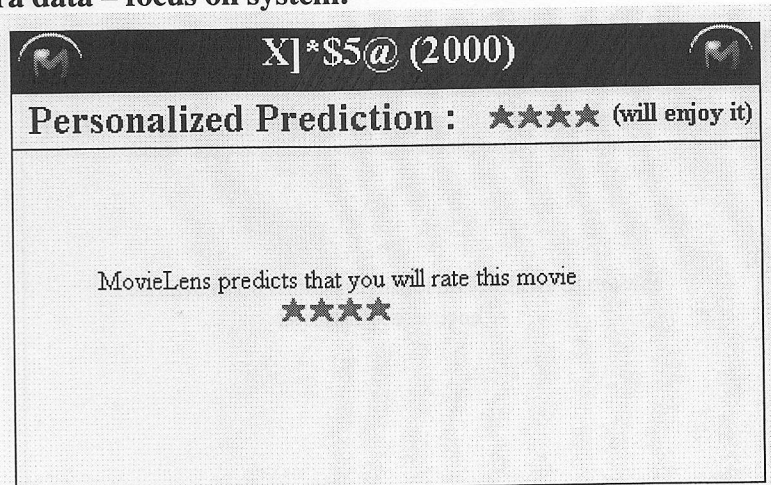
## 10. Number of neighbors:

X]\*\$5@ (2000)

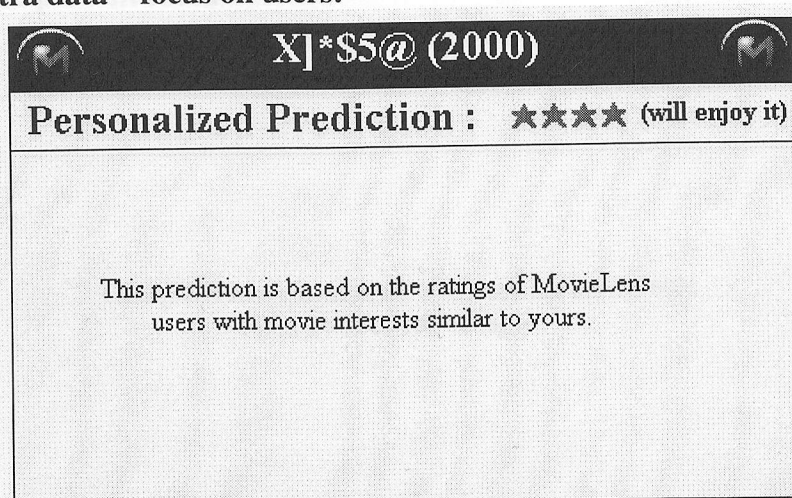
**Personalized Prediction :** ★★★★★ (will enjoy it)

This prediction is based on the ratings of 33 MovieLens users with interests similar to yours.

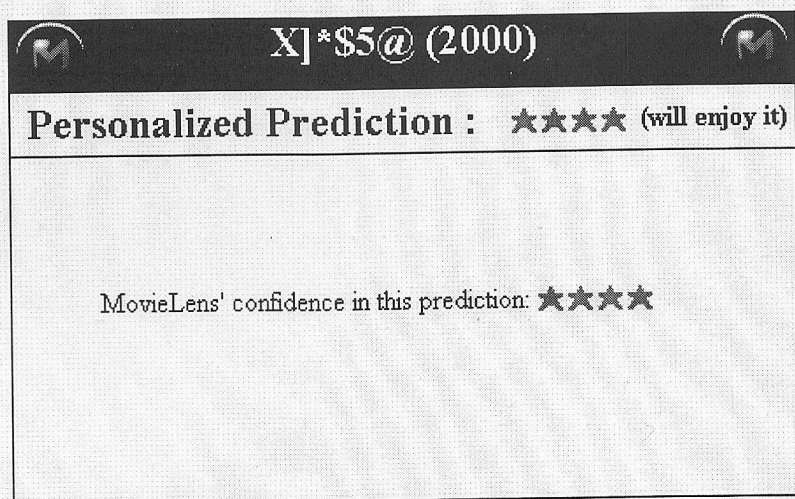
## 11. No extra data – focus on system:



## 12. No extra data – focus on users:

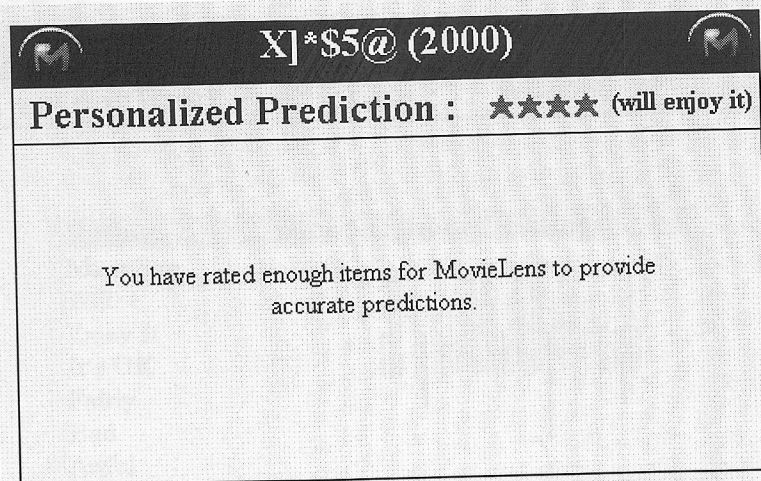


## 13. MovieLens confidence in prediction:





## 14. Good profile:

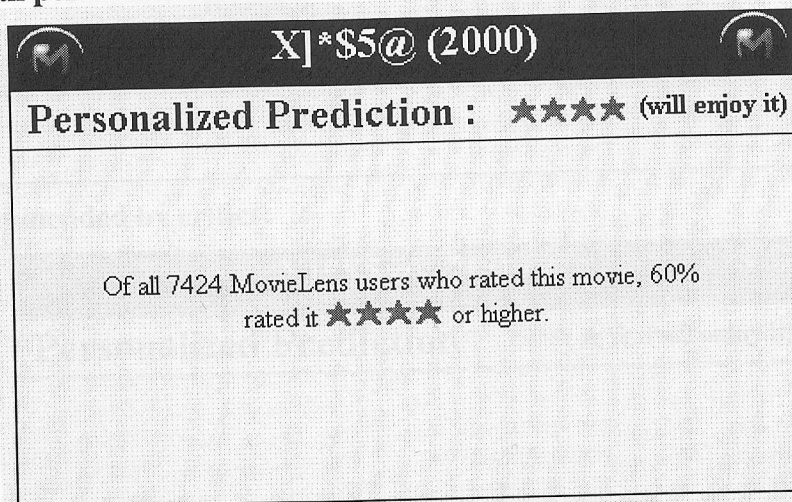


XJ\*\$5@ (2000)

Personalized Prediction : ★★★★★ (will enjoy it)

You have rated enough items for MovieLens to provide accurate predictions.

## 15. Overall percent rated 4+:

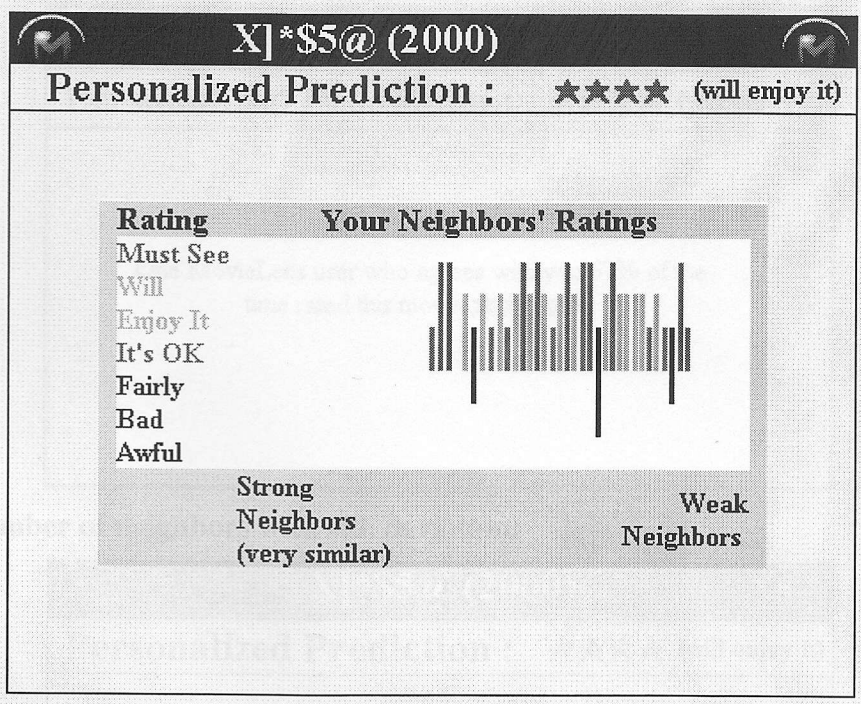


XJ\*\$5@ (2000)

Personalized Prediction : ★★★★★ (will enjoy it)

Of all 7424 MovieLens users who rated this movie, 60% rated it ★★★★★ or higher.

16. Complex graph: count, ratings, and similarity:



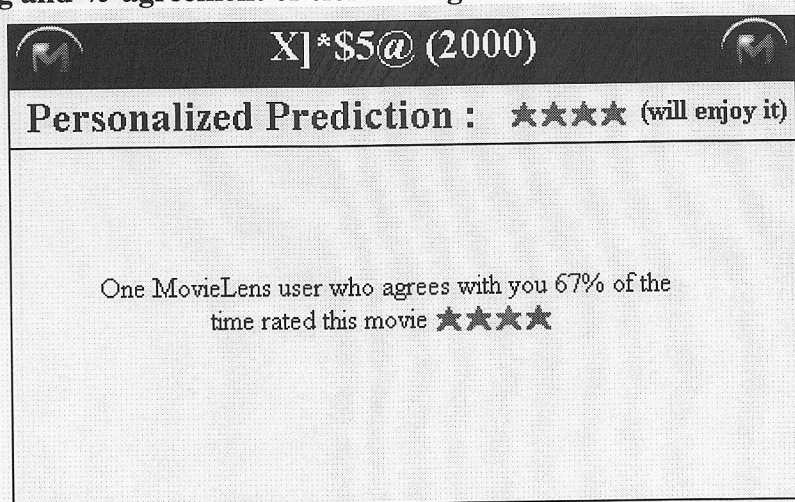
17. Recommended by critics:

**X] \*\$5@ (2000)**

**Personalized Prediction : ★★★★★ (will enjoy it)**

This movie has been recommended by several well known movie critics.

## 18. Rating and % agreement of closest neighbor:

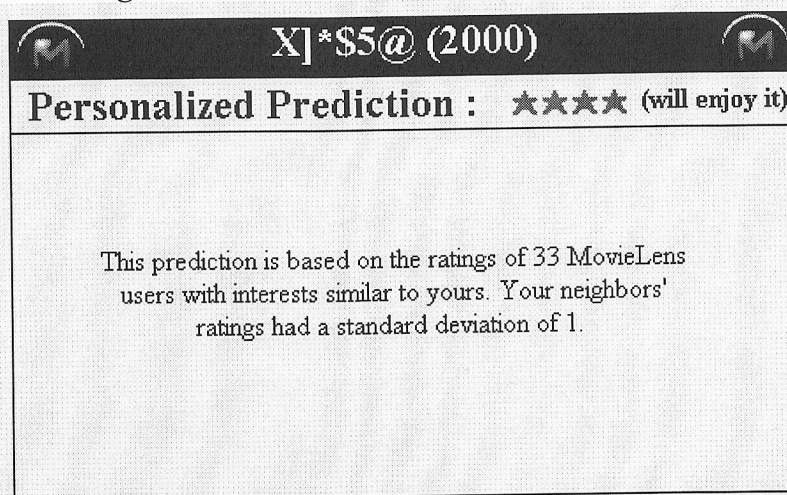


**XJ\*\$5@ (2000)**

**Personalized Prediction : ★★★★★ (will enjoy it)**

One MovieLens user who agrees with you 67% of the time rated this movie ★★★★★

## 19. Number of neighbors with std. deviation:

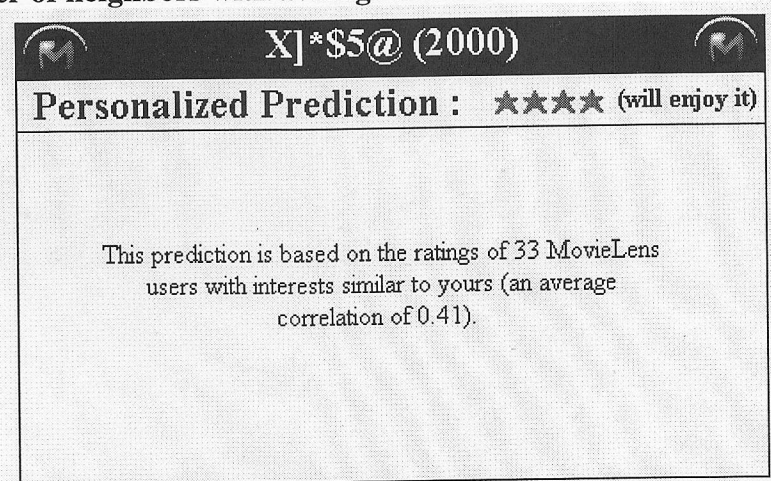


**XJ\*\$5@ (2000)**

**Personalized Prediction : ★★★★★ (will enjoy it)**

This prediction is based on the ratings of 33 MovieLens users with interests similar to yours. Your neighbors' ratings had a standard deviation of 1.

## 20. Number of neighbors with average correlation:



**XJ\*\$5@ (2000)**

**Personalized Prediction : ★★★★★ (will enjoy it)**

This prediction is based on the ratings of 33 MovieLens users with interests similar to yours (an average correlation of 0.41).



21. Overall average rating:

**X]\*\$5@ (2000)**

**Personalized Prediction : ★★★★★ (will enjoy it)**

Of all 7424 MovieLens users who rated this movie, the average rating was 3.6 stars.

1. Buchanan, G., 1995. The Stanford Experiment. *Proceedings of the 1995 Workshop on Recommender Systems & Filtering*.
2. Lauer, T., 1998. Collaborative Filtering. *Proceedings of the 1998 Workshop on Recommender Systems & Filtering*.
3. Groussin, J., 1998. Collaborative Filtering. *Proceedings of the 1998 Workshop on Recommender Systems & Filtering*.
4. NetPace, 1998. Collaborative Filtering. *Proceedings of the 1998 Workshop on Recommender Systems & Filtering*.
5. Aggarwal, R., Wolf, R., Yu, P.S., 1998. A New Graph-Theoretic Approach to Collaborative Filtering. *Proceedings of ACM SIGKDD International Conference on Knowledge Discovery & Data Mining*.
6. Balabanovic, M., 1994. An Interface for Learning Multi-topic User Profiles from Implicit Feedback. *Proceedings of the 1998 Workshop on Recommender Systems & Filtering*.
7. Balabanovic, M., Shanon, Y., 1997. Pair-Content-Based Collaborative Recommendation. *Communications of the ACM* 40 (3), 66-72.
8. Haudisch, P., 1998. Recommending TV Programs: How far can we get at zero effort? *Proceedings of the 1998 Workshop on Recommender Systems* 16-18.
9. Bellin, N., Croft, B.W., 1992. Information Filtering and Information Retrieval: Two Sides of the Same Coin? *Communications of the ACM* 35 (12), 29-38.
10. Billsus, D., Pazzani, M.J., 1998. Learning collaborative information filters. *Machine Learning: Proceedings of the Fifteenth International Conference (ICML 98)*.
11. Billsus, D., Pazzani, M.J., 1998. Learning collaborative information filters. *Proceedings of the 1998 Workshop on Recommender Systems*.
12. Breese, J.S., Heckerman, D., Kadie, C., 1998. Empirical analysis of predictive algorithms for collaborative filtering. *Proceedings of the 14th Conference on Uncertainty in Artificial Intelligence (UAI-98)* (pp. 43-52).
13. Cleveland, C., 1963. The testings of index language devices. *Aslib Proceedings* 15 (4), 106-130.